




COMMANDER 1000

## SPECIFICATIONS

Limited package shown.





ENGINE	
Type	976cc, V-twin, liquid-cooled, SOHC, 8-valve (4-valve/cyl)
Bore & Stroke	91 x 75 mm
Fuel System	iTC™ with EFI and 54 mm Throttle Body, 2 Siemens <sup>®</sup> VDO injectors
Starting System	Electric
Transmission	CVT, sub-transmission with high, low, park, neutral & reverse. Standard engine braking
Drive Train	Selectable 2WD/4WD shaft driven with Visco-Lok <sup>†</sup> front differential
CHASSIS	
Frame	Steel
Cage Type	2-inch diameter, high-strength steel, ROPS-approved
Steering Wheel Adjustment	Adjustable tilt steering
Front Suspension Type/Shocks	Double A-arm with dive-control geometry/Motion Control shocks
Front Suspension Travel	10 in (254 mm)
Rear Suspension Type/Shocks	Torsional Trailing arm Independent (TTI) with external sway bar/Motion Control shocks
Rear Suspension Travel	10 in (254 mm)
Front Brake	Dual 214 mm ventilated disc brakes with hydraulic twin-piston calipers
Rear Brake	Single 214 mm ventilated disc brake with hydraulic twin-piston caliper
Tires/Front	Carlisle <sup>™</sup> Black Rock 27 x 9 x 12 in 686 x 229 x 305 mm
Tires/Rear	Carlisle Black Rock 27 x 9 x 12 in 686 x 229 x 305 mm
Wheels	Steel

DIMENSIONS	
L x W x H (in)	118.3 x 58.6 x 72 in
L x W x H (mm)	3,004 x 1,489 x 1,829 mm
Wheelbase	75.8 in (1,924 mm)
Ground Clearance	11 in (279 mm)
Dry Weight	1,295 lb (585 kg)
Towing Capacity	1,500 lb (680 kg)
Cargo Box Capacity	Total: 600 lb (272 kg) Upper: 400 lb (181 kg) Lower: 200 lb (91 kg)
Cockpit Storage	Glove box: 4.5 gal (17.2L) Under driver seat: 3.5 gal (13.1L)
Fuel Capacity	10 US gal (37.8L)


FEATURES	
Instrumentation	Multi-function gauge: Speedometer, tachometer, odometer, trip and hour meters, fuel, gear position, sport mode, seat belt and 4x4 indicator, diagnostics, clock, auto shut off
Anti-theft System	D.E.S.S. <sup>™</sup> (Digital Encoded Security System)
Electrical	Prewired for winch
Lighting	4 60-watt projectors with tail lights/brake light
DC Outlet	Lighter type in console, standard connector in the back (15A)
Color Available	Yellow 

WARRANTY	
Basic	6 months limited factory warranty
Extended	B.E.S.T. available from 6 to 30 months


## XT™ PACKAGE

- 4000-pound WARN<sup>™</sup> winch with roller fairlead, wired remote control and integrated winch remote storage
- 14-inch cast-aluminum wheels with machined finish
- Maxxis Bighorn 2.0<sup>™</sup> tires
- Heavy-duty front bumper
- Rugged bed rails
- Mudguards
- Analog/digital gauge
- Custom steering wheel with brushed aluminum center part
- Industry-exclusive NEXT G-1 Vista<sup>™</sup> Camo color option
- NEW Pure Magnesium Metallic painted plastic color option
- Colors: Red 
- Yellow 
- Camo 
- Pure Magnesium Metallic 

## X™ PACKAGE

- Front and rear FOX Racing Shox<sup>™</sup> HPG piggyback shocks with dual speed compression, rebound and preload adjustments
- Front sway bar
- 12-inch aluminum beadlock wheels
- Maxxis Bighorn 2.0 tires
- Rock sliders
- Heavy-duty front bumper
- Analog/digital gauge
- Custom steering wheel with brushed aluminum center part
- X-package seat trim and graphics
- Color: Black & Yellow 

## LIMITED PACKAGE

- Front and rear Air Control Suspension (ACS) with FOX Racing Shox HPG piggyback shocks
- Garmin<sup>™</sup> Montana<sup>™</sup> 650t touch screen GPS
- Sound system with 4 integrated speakers, iPod<sup>™</sup>/iPhone<sup>™</sup> connector with gauge controls and USB port & auxiliary input
- 2-piece full hard roof and half windshield
- 4000-pound WARN winch with roller fairlead, wired remote control and integrated winch remote storage
- Painted plastics
- 14-inch cast-aluminum wheels with Limited finish
- Maxxis Bighorn 2.0 tires
- Heavy-duty front bumper
- Rugged bed rails
- Mudguards
- Analog/digital gauge
- Limited seat trims
- Rear wind screen
- Custom steering wheel with brushed aluminum center part
- Colors: Orbital Blue Metallic 
- Pure Magnesium Metallic 